




WEBINARS




**Launching the
Best School Year Yet
2023**



@characterstrong




Teacher Appreciation Week aims to spotlight the incredible work teachers are doing to instruct young minds and empower students. Educators have also had to persevere through the adversities of the pandemic, staffing shortages, and mental, physical, and emotional health struggles.



Before We Begin

A yellow brushstroke underline is located below the title "Before We Begin". It consists of two wavy, horizontal lines in a bright yellow color.

This webinar is being recorded and attendees are in Listen Only mode



Links and resources will be shared in the chat



Use the chat or Q&A feature to engage today



During the Webinar, We'll Cover...



Our CharacterStrong Back to School Playbook resources




Two high-leverage resources from each playbook

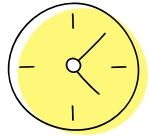


With the underlying mission to increase Engagement, Belonging, and Well-Being

After the Webinar



We will be sending out the slides in PDF format



We will send the recording so you can watch later or share with colleagues



Get the support based on your needs!

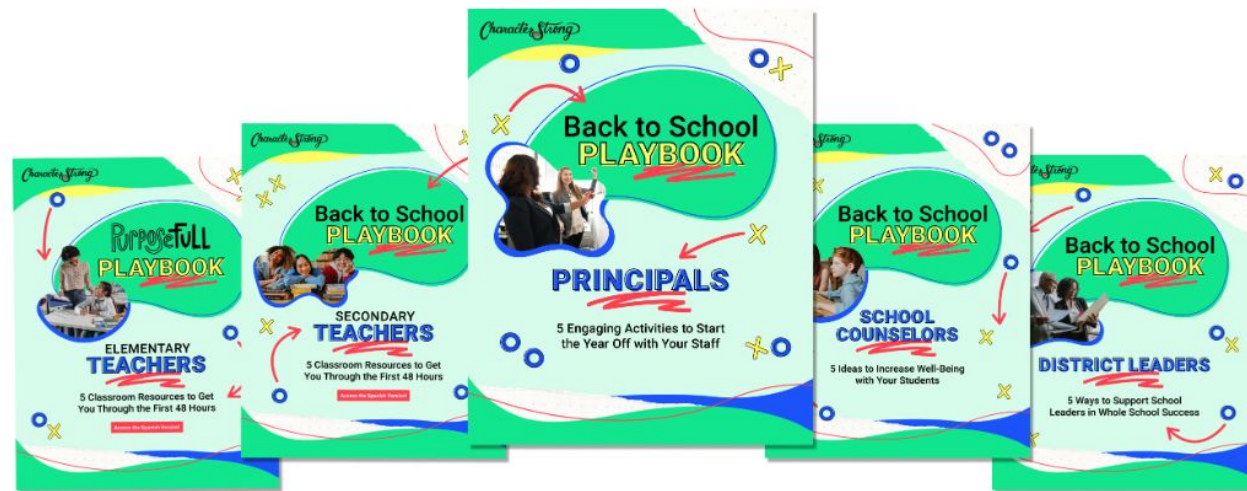

In the Chat



What is **one thing** you
are looking forward to in
the coming school year?



Playbooks for launching the **BEST** School Year Yet!

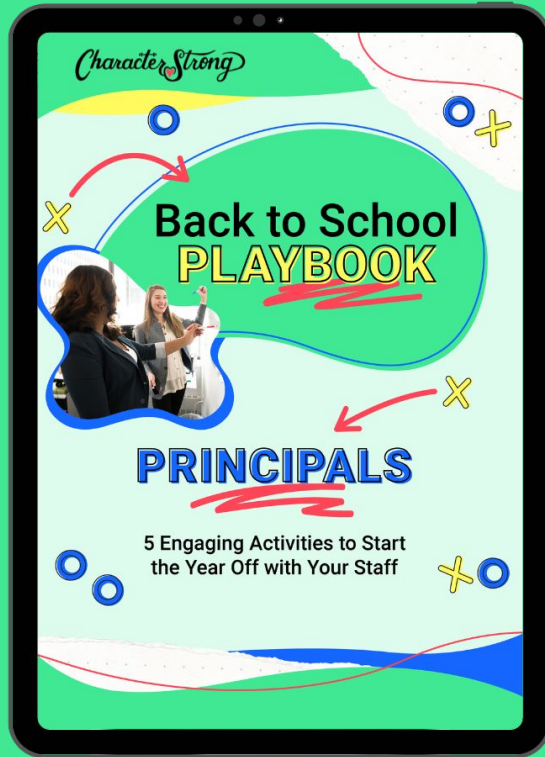


Teachers Playbook

Principals Playbook

School Counselors Playbook

District Leaders Playbook



5 Engaging Activities to Start the Year Off with Your Staff

1. Welcome Back Video Prompt
2. Staff Belonging Scavenger Hunt
3. 10 Inspirational Ways to Positively Impact Your Staff - *motivational quotes and dare prompts!*
4. 4 at the Door
5. 10 Ways to Appreciate School Staff & Boost Morale



1. WELCOME BACK VIDEO

Create familiarity and reduce uncertainty with your staff by engaging relationally through a "Welcome Back Video!"


Materials

A camera (i.e., phone, laptop camera, etc.) and your smiling face!

Instructions

Make a short (2 minute or less) "Back to School Video" for your staff.
Let them know:

1. Why you are excited for the upcoming school year.
2. What staff can expect from you as far as support throughout the year.
3. Other helpful information may include: whole district traditions or mottos, helpful resources if they're feeling stuck, etc.
4. Share 3 fun facts that might include, but are not limited to: your family, your pets (if you have any), and something fun they did over the summer.





PRINCIPAL PROMPTS

Instructions & Purpose:

To use these prompts as a guide to share inspiration with your staff! This could be via monthly emails, personalized notes, or videos –just to name a few ideas!



3. 10 INSPIRATIONAL WAYS TO POSITIVELY IMPACT YOUR STAFF

Here at CharacterStrong, we know the basis of our work is all about relationships and your role as a Principal is no different. In an effort to help you relieve stress by assisting you in building and expanding on content for weekly or monthly newsletters.

Materials

Principal Prompts

Brandon Bakke, CS Director of Secondary Education and former high school administrator (20 years) states, "I was always looking for inspirational material to include in my staff newsletters. Principal Prompts provide a welcomed assist in helping us inspire the amazing staff we serve." These 12, monthly inspirational assets include:

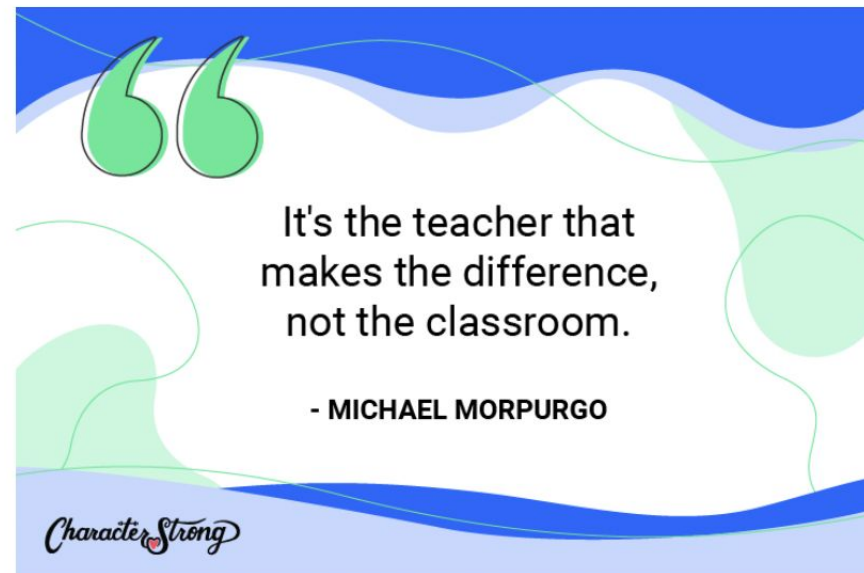
1. An inspirational quote with a corresponding graphic that you can communicate to staff and share in your weekly newsletter.
2. A "Principal Prompt" is a sentence starter for your staff newsletter or communication that helps prompt your thinking related to the quote.
3. An Admin Dare that encourages you to take behind-the-scenes action related to the quote.



Principal Prompts

September

Quote: "It's the teacher that makes the difference, not the classroom." – Michael Morpurgo



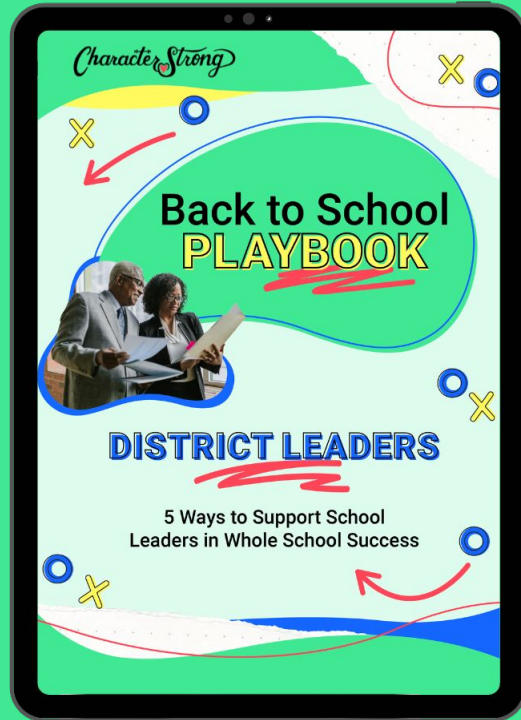
Principal Prompt: Write a note to your staff where you remind them of examples of where they make the difference. You can use this prompt to help:

Dear Staff,

I was reminded last week that teachers indeed make the difference. I saw xx do xx. I saw xx, go out of their way to help xx. When xx didn't think anyone was watching, I saw them xxx. Thank you for being a staff member that continues to demonstrate xx.

Thank you for being the difference for the students that we serve!

Admin Dare: Take time to greet your staff at the door this week, thank them, and express your appreciation for the impact they're making as they enter the building every day. [Click here to check out our 4 At the Door video.](#)



5 Ways to Support School Leaders in **Whole Child Success**

1. Welcome Back Video Prompt
2. **Clarity & Common Language
Around Mental Health & Well-Being**
3. **10 Ways to Support your Staff on
Day One**
4. **Give and Get Survey**
5. Webbing Loops



10 WAYS TO SUPPORT YOUR STAFF ON DAY ONE



Instructions

Encourage central office staff to sign-up to support campuses on the first day of school! Proactive acts of kindness they can take part in, in a conscious effort to boost morale and school culture include, but are not limited to:

- ☐ Hold doors and greet staff and students as they arrive
- ☐ Bring staff members coffee or donuts - *find a local donut shop or bakery that could create treats in customized school colors!*
- ☐ Volunteer to be a "runner" for a campus office staff
- ☐ Help direct traffic at a campus
- ☐ Volunteer to help teachers make copies or do last-minute errands
- ☐ Provide breakfast or lunch for staff
- ☐ Volunteer to walk new or late students to their class
- ☐ During passing period or recess breaks, walk through the halls and give teachers intentional words of encouragement
- ☐ Pop into three different classrooms and let the students know how lucky they are to have that teacher this year
- ☐ Take a picture with a first-year principal and share the excitement!

Bonus! Fill out this "Day 1" checklist and submit it here to receive our Tier 1 & Tier 2 Checklists and downloadable Whole Child Poster! Want to take it one step further? Upload a photo from one of these acts and share it on social media with the hashtags #RelationshipsFirst & #CSDayOne for a chance to win a spot at a regional training!

What does it mean to belong? To **feel accepted, valued, respected, and supported?**

A sense of **belonging** is a fundamental condition for achieving success. Kick off the school year on a positive note by engaging with staff and increasing belonging through intentional acts of kindness!

2. CLARITY & COMMON LANGUAGE AROUND MENTAL HEALTH & WELL-BEING


Materials

[Clarity & Common Language Video](#)

Instructions

Watch the discussion between Houston Kraft and John Norlin about how to create clarity and common language around mental health and well-being. Then, choose one of the practices that support well-being and implement it at your back-to-school meeting with staff:

- Ask a specific gratitude question:
 - Name 3 things you're grateful for that are blue
 - Name something you're grateful for that was hard in your life
 - Name something you're grateful for that smells good
 - Name something you're grateful for that is 10 words or less





5 **Classroom Resources** to Get You Through the First 48 Hours

1. Welcome Back Video Prompt
2. My Name Isn't - Relational Name Game Activity
3. Find It Fast - Engaging & Interacting
4. **PurposeFull Pursuit: Names Are Important**
5. **W.A.Y. In - Harness the power of one-on-one connection!**

4. NAMES ARE IMPORTANT

Our name is an important part of who we are. In fact, when it comes to building relationships, learning names is an essential first step.

Materials

Notecards and a writing utensil or a way to record the pronunciation of names.



Instructions

Ask students to write out their name on a notecard and how to pronounce it or record them saying their name so you can practice getting it correct! If you already know all the students' names, invite them to share 1 thing about their name (like how they got it, 1 thing they like about it, other people they know with the same name, etc.).

Location in Curriculum: Kindness Kickoff Week 1 for all Grade Levels

Don't currently have our curriculum? [Try a free sample](#) or [attend an upcoming demo](#) to see the CharacterStrong curriculum live, in action!

5. W.A.Y. IN

In today's society where technology can be completely consuming, it's crucial to remember that devices and apps will never replace the power of the one-on-one connection. This activity helps everyone connect! We will be getting to know each other better, but with that we also are going to be practicing a critical skill needed in today's world, talking face-to-face with one another.

Materials

None

Instructions

- Have students find a partner with a different favorite candy than themselves.
- Then, have the partners decide which of them is 1 and which is 2.
- As a group, the 2's will create an inner circle with each person facing outwards.
- As a group, the 1's will form an outer circle around the 2's facing their partner.

Location in Curriculum: Kindness Kickoff, 3rd Grade, Week 1

Don't currently have our curriculum? [Try a free sample](#) or [attend an upcoming demo](#) to see the CharacterStrong curriculum live, in action!

- Prompts we use in that lesson:
 - Share something you love to do outside of school
 - Share something you hope for this school year
 - Find something you have in common with your partner (foods you like, activities you participate in, pets, family, etc.)



PurposeFull People: Kindness Kickoff, 3rd Grade

Circles of Kindness

Objective: Students will learn about PurposeFull People, then rotate through various partners to practice Kindness toward each other.

Grouping: Various partners

Note: Space is needed for students to form a circle within a circle

Overview: Students will learn about PurposeFull People's focus skills for the year and why they are important. Then, they will put Kindness into action by participating in a rotating circle activity and responding to a variety of prompts.

✓ Ready
Introduction

2 Steady
Set Up

3 Go
Activity

4 Reflect
Questions

Steady

Circle Up!

< 10 > □ ☹

Now the 2's can move to be facing their original partner so we have 2 circles - an inside and an outside circle.





Fill in the Blanks

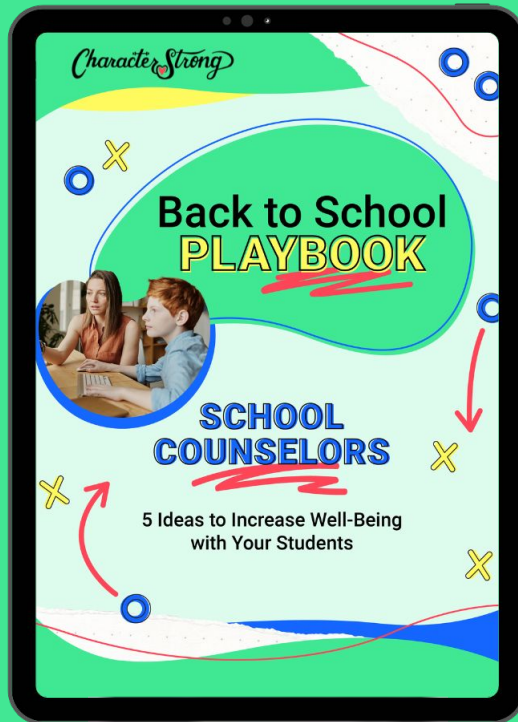


If I had a day to do whatever I wanted to do, it would be a (day of the week) and I would (activity) with (person).



Hypotheticals

If you could be an animal for 1 day, what would you be? Why?



5 Ideas to Increase **Well-Being** with Your Students

1. Welcome Back Video Prompt
2. ASCA National Educational & Health Awareness Dates
3. **Minute Meetings - Instructions, Sample Questions, & an Email Prompt**
4. **Temperature Checks for Elementary and Secondary**
5. Compliment Creations

MINUTE MEETINGS

A yellow brushstroke underline is located directly beneath the title 'MINUTE MEETINGS'.

This activity is intended to be a 'Get to Know You' time on a high-level between students and the school counselor.

Materials

A Google Form, class roster, laptop or tablet, and two chairs

Instructions

Set up a Google Form to help you collect information on the students you'll be serving and supporting this year. Then, work with each classroom teacher to schedule a time to individually pull students into the hallway for individual minute meetings. Depending on your school's technology (if students have devices) you can also create a QR code that students can scan and take the survey from their device.

Procedure

Set up google form first. One Tip: a google sheet can be created from the google form, to easily sort, start with the students last name, next question students first name. This will allow you to sort or create a filter. Create a calendar of availability based upon either by teacher (secondary) or classroom (elementary) depending on how many students are on your caseload. If you have a department, it could be beneficial to set up various schedules so multiple students are not being called out of one class during that class period. Consider what information you would like to know about the students on your caseload that you can not get from student records, try to keep your google form to no more than 7 questions and if you can make some of them multiple choice that will be easier for the students to complete.

Sample questions to include for **Elementary Students:**

A yellow wavy line is drawn below the section header.

1. What is the students' name? See tip from above
2. What is the students' preferred name or nickname
3. Grade Level? Make this one multiple choice
4. Do you have friends at school? Make this one multiple choice, lots, a few, one, or none
5. What do you want to be when you grow up? How are you doing?
How are you feeling?

Sample questions to include for **Secondary Students:**

A yellow brushstroke underline is located below the section header.

1. What is the students' name?
2. What is the students' preferred name or nickname?
3. Grade Level? Make this one multiple choice.
4. What are you involved in on campus or outside of school?
5. What do you think your future career/college might look like?
6. What can I help you with? What do you need?
7. What do you want a teacher to know about you that he/she doesn't know?

MINUTE MEETINGS

A thick, yellow, hand-drawn style brushstroke underline is positioned directly beneath the "MINUTE MEETINGS" title.

Subject: Time to Schedule Fall Minute Meetings

Hi _____,

One of my goals this year is to get to know every student on my caseload. One quick and intentional way I do this is by scheduling Minute Meetings with students on my caseload. I would love to get a time on the calendar to connect with students in your class. I will have a short Google Form with a few questions for each student to fill out in order to determine how I can best support them this school year.

The process is fairly simple and allows for minimal distractions in your classroom. I will sit out in the hallway and meet with each student individually for a minute and complete a short inventory with them. Please let me know if there's a time or date that works best for you. Or you can provide them with a calendar of dates and times you are available and let them select from the dates and times.

Looking forward to collaborating this year!

TEMPERATURE CHECK

4. TEMPERATURE CHECK

What if we told you that asking your students 3 simple questions each day could revolutionize your school and classroom settings?

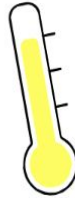
Check out a strategy we call "**The Temperature Check**", and learn why thousands of educators around the country start out each day with these same three questions. Check out both our [Elementary](#) and [Secondary](#) versions in English and Spanish!

Materials

Temperature Check worksheet or a piece of paper and a writing utensil.

Location in Curriculum: [Located in the CharacterStrong Weekly](#)

Don't currently have our curriculum? [Try a free sample](#) or [attend an upcoming demo](#) to see the CharacterStrong curriculum live, in action!



*Purpose
FULL
People*

Temperature Check

How are you feeling today?

CharacterStrong

Temperature Check Template

Last Name: _____

First Name: _____

How are you doing?

Terrible (1) (2) (3) (4) (5) Amazing

If you are willing to share, why did you pick that number?

In what ways do you need support/how can I best support you?

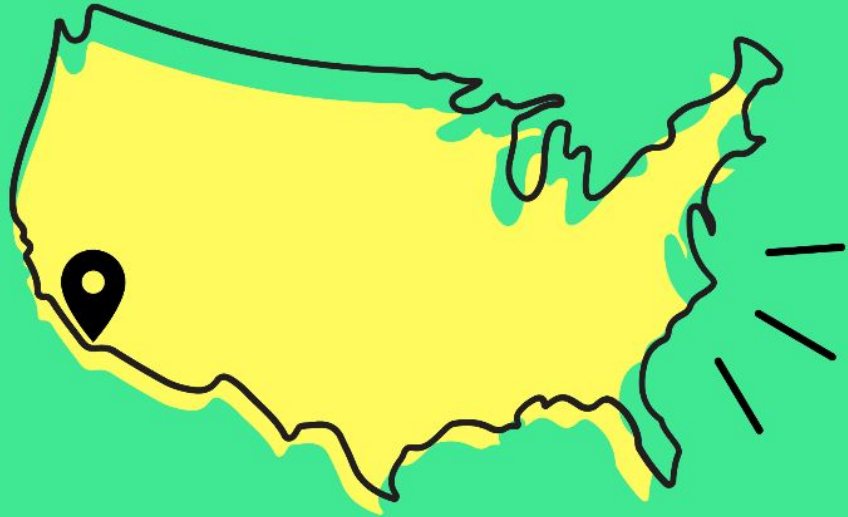
Draw a picture of how you feel:

Today, I could use...



The 1 Thing

SAVE THE DATE for **SAN DIEGO**



JULY 2024 for the
#CSNationalConference



Learn more at
CharacterStrong.com/NationalConference

Character Strong

School Culture Training

Who?

School and District Leaders, Classroom Teachers, School Counselors, School Support staff...all are welcome!

When and Where?

- October 3, 2023 - Dallas, TX
- October 5, 2023 - San Antonio, TX
- October 10, 2023 - Puyallup, WA
- October 11, 2023 - Spokane, WA
- October 26, 2023 - Raleigh, NC



Character Strong

School Culture Training

Who?

School and District Leaders, Classroom Teachers, School Counselors, School Support staff...all are welcome!


When and Where?

- November 2, 2023 - Louisville, KY
- November 14, 2023 - Davenport, IA
- November 17, 2023 - Allentown, PA
- November 30, 2023 - Peoria, AZ
- December 5, 2023 - Chino, CA





Upcoming Events



July 19th **WEBINAR** - MS & HS Curriculum Updates

July 19th Elementary Curriculum Demo

July 20th **WEBINAR** - 3 Relational Practices to Start the School Year

July 20th MS & HS Curriculum Demo

July 20th Professional Development Demo